

e-STUDIO™ 523/603

All Powerful. Uniquely Versatile.



52/60



Workgroup



Black & White



Copy / Print / Scan / Fax

TOSHIBA
Leading Innovation >>>

Introducing the power elite.

When it comes to keeping pace with today's competitive businesses, Toshiba continues to set the standard. The new **e-STUDIO523** and **e-STUDIO603** are packed with all the power and the features needed to keep an entire business running smoothly and efficiently. These MFPs can handle the largest of print jobs in no time—collating, sorting, hole-punching, saddle-stitching, you name it. All you need to do is get the job ready and these powerhouses will handle the rest.

e-STUDIO™ 523/603





e-STUDIO603


TOSHIBA

LTD

LT-R

LG

LD



Technologically savvy.

52/60

PAGES PER MINUTE

The e-STUDIO523 produces high-quality printouts at 52 pages per minute for letter-size paper, while the e-STUDIO603 boasts 60 pages per minute. Both MFPs deliver the first letter-size printout in less than 4.0 seconds, and have the capacity to handle sheets up to ledger size. Fast performance, exceptional image quality and flexible paper capabilities make the e-STUDIO523 and e-STUDIO603 perfect for the busiest offices.

Setting the pace.

Advanced Toshiba technology enables the **e-STUDIO523** and **e-STUDIO603** to offer all the documents you need, right when you need them. Copies and printouts are produced at the rate of 52 and 60 pages per minute, with a first copy out time under 4 seconds. Both units are able to scan 71 originals per minute at 600 dpi and can scan even faster at lower resolutions. In order to save more time, the units offer 100% duplex productivity along with a 130-second warm-up time and a 30-second recovery from standby.





2400 x 600 dpi



Secure MFP.

The security of document production has become extremely important in today's environment. These MFPs have been designed with security in mind.

Each has a scrambler board that encrypts hard drive data. A data disk overwrite option protects previous copy and print jobs on the hard disk drive by writing over the data multiple times. Also, full SMTP authentication with LDAP support ensures scanned documents are only emailed by users who can be identified by the recipient. To regulate usage and allow only those with authorized access, there are 10,000 user codes available. Providing even more security, the latest 802.11g wireless encryption protocol support enables secure wireless usage.

Image quality at any speed.

Speed is only valuable when the product remains high-quality. That's why Toshiba ensures image quality with a crisp, clear 2400 x 600 dpi using an advanced image processor unit. Ultra-fine 8-micron toner and 40-micron developer also help keep images crisp, offering exceptionally fine resolution. An 8-bit monochrome scanner produces precise grayscales while sharpening onscreen images.



Superior image quality.


The beauty of single board architecture.

A single board architecture uses e-BRIDGE™ technology to combine copy, print, scan and other functions. This allows you to add functionality as needed with Enablers that can be installed quickly and easily—simply plug and print. Fax functionality, including LAN fax support, is also easily added. Frequently printed documents can be stored on the device's hard disk drive using the versatile e-FILING feature. Other features include Scan-to-Email, Internet faxing, and TopAccess®—the remote administration utility with a common interface across Toshiba products.



4 drawer paper configuration

4,000-Sheet Large Capacity Feeder




Performance driven.

Fast and agile.

In addition to performing a variety of functions at top speeds, the monthly duty cycles keep pace. The **e-STUDIO523** has a Monthly Duty cycle of 450,000 sheets while the **e-STUDIO603** can produce 500,000 sheets. Fast performance, exceptional image quality and flexible paper capabilities make the **e-STUDIO523** and **e-STUDIO603** perfect for busy offices.

Change toner, on the fly.

The **e-STUDIO523/603** carries on the Toshiba tradition of advanced technology and superior quality. Features you need are combined with benefits you may not have even considered, such as "toner on the fly." This allows you to replace the high-yield toner cartridge while the system is in operation, preventing any downtime.



The finest finishing options.

Down to the very last detail, the **e-STUDIO523/603** offers finishing options to ensure your final piece will have the professional look you want. Options include a hole punch for documents with two or three holes. Using a post inserter, you can insert color pages so documents that are mostly black and white can be put together with color inserts rather than paying to produce the entire document with a color printer. For finishers, you can choose from a 50 sheet multi-position stapling finisher, a 50-sheet unit with saddle-stitch booklet making, and a 100-sheet finisher with saddle-stitch. The saddle-stitch units can make booklets using letter, legal, or ledger-size paper, and you can create the layout yourself or have the system automatically create it. All three finishers have a 4,000-sheet maximum capacity.



Built to handle any job.

The **e-STUDIO523** and **e-STUDIO603** have been specifically designed to handle the requirements of busy offices. A special four-drawer configuration accepts a wide variety of assignments. Each drawer can handle up to 110-pound stock and accommodates statement to ledger-size paper. The standard capacity is 2,100 sheets, which includes a 100-sheet Smart Stack Feed Bypass that works automatically as needed. An optional 4,000-sheet LCF is available for businesses that require more paper, raising the system total to a 6,100-sheet capacity. No matter how large the job, the **e-STUDIO523/603** is ready, willing and able.



Make professional looking booklets with letter, legal, and ledger-size paper.

The Toshiba Quality Commitment is our guarantee that you're getting the utmost in advanced technology, dependability, service and support. Toshiba stands squarely behind our promise with the assurance of complete satisfaction. Everything we do contributes to that goal. From setting the industry standard for research and development, to providing instant access to Toshiba support personnel. Look around. Nothing compares to Toshiba...quality guaranteed.

TOSHIBA
Leading Innovation >>>



SPECIFICATIONS

Copying Process	Indirect Electrostatic Photographic Method (Dry Process)
Copying Type	Laser Electronic
Original Reading Method	CCD Line Sensor
Control Panel	Icon Based LCD Touch Panel; Key Top
Copy/Print Resolution	2,400 x 600 dpi
Gradation	256 Steps
Copy/Print Speed	52/60 PPM (Letter)
Warm-Up Time	Approximately 130 Seconds
First Copy Out Time	Less Than 4.0 Seconds (Letter)
Duty Cycle	450,000/500,000 Copies
Multiple Copying	Up to 9,999 Copies
Paper Exit	Face Down
Paper Supply	500 x 4 Drawers; 100-Sheet Universal Stack Feed Bypass (Standard); Optional 4,000-Sheet External LCF
Bypass	Stack Feed Bypass (100-Sheet)
Acceptable Paper Size	Drawer: Statement-R (5.5" x 8.5") to Ledger (11" x 17"); Stack Feed Bypass: Statement-R (5.5" x 8.5") to Ledger (11" x 17"); Optional External LCF: Letter Only (8.5" x 11") 17 lb. Bond - 110 lb. Index
Acceptable Paper Type	Standard Bond, Overhead Transparencies, Tab Sheets - 4 Drawers + Bypass
Memory	320 MB + 40 GB HDD
Reduction/Enlargement	25% to 400% in 1% Increments
Dimensions	27.5" x 31.1" x 47.8" (W x D x H)
Weight	Approximately 462 lbs.
PM Cycle	450,000/500,000
Toner Control Method	Automatically Controlled; Toner Empty Detection; Electrical
Drum Type/Yield	Organic Photoconductor/450,000/500,000
Black Toner Yield	62,400
Black Developer Yield	450,000/500,000
Power Supply	120 Volts; 60 Hz; 20 A
Power Consumption	Maximum 2.0 kW (115 Volts)

COPY FUNCTIONS

Special Features	Access Codes (10,000 User, 1,000 Department), Alternation, Annotation, AMS/APS, Auto Job Start, Auto Drawer Change, Auto Duplex, Auto Energy Saver, Auto Sleep Mode, Auto Sort Mode, Center Erase, Control Panel Text Input, Copy-On-Tab, Cover Sheet, Date/Time Indication, Department Code Data Print Out, Document Storage, Dual Page Copying, Edge Erase, e-FILING, Electronic Sorting (Sort, Group & Staple), Energy Saver, Help/Info. Function, Image Direction, Image Adjustment, Image Shift, Interrupt Memory, Job Build, Job Memory - Templates, Job Reservation (Scan Ahead) - 10 Jobs, Magazine Sort, Mirror Image, Negative/Positive, OHP Sheet Mode, Original Counter, Page Numbering, Rotation Copy, Sheet Insertion, Smart Bypass, Text, Text/Photo, & Photo Modes, Thick Paper Mode, Trimming/Masking, Weekly Timer, X-Y Zoom, Zoom Indicator, 2-in-1, 4-in-1, 8-in-1 Copy Mode
-------------------------	--



*523 is not Energy Star Compliant

Corporate Office: 2 Musick, Irvine, California 92618-1631

Tel: 949/462-6000

East Coast: 959 Route 46 East, 5th Floor, Parsippany, New Jersey 07054

Tel: 973/316-2700 Fax: 973/263-2393

Midwest: 8770 W. Bryn Mawr Avenue, Suite 700, Chicago, Illinois 60631

Tel: 773/380-6000 Fax: 773/380-8077

South: 4855 Peachtree Industrial Blvd., Suite 210, Norcross, Georgia 30092-3024

Tel: 770/209-8540 Fax: 770/209-8556

West Coast: 142 Technology, Suite 150, Irvine, California 92618

Tel: 949/462-6262 Fax: 949/462-2700

Web Site: www.copiers.toshiba.com or www.fax.toshiba.com

© 2008 Toshiba America Business Solutions, Inc., Electronic Imaging Division

e-STUDIO523/603 Bro/Inv. Code ES5236031

PRINT

PDL Support	PCL6™, PostScript™ 3, XPS
Fonts	PCL 80 Fonts, PS 136 Fonts, Monotype Font Manager
Operating Systems	NetWare® 4.x, 5.x, 6.x, Windows® 2000, Windows® OS Terminal Edition, Windows® Vista, XP, 2003 Server, Citrix® Metaframe XP®
Protocol Support	IPX/SPX, TCP/IP, IPv4, IPv6, EtherTalk®, LPR/LPD, IPP, WINS, SNMP, SMB, AppleTalk®, NetBIOS, NetWare®, Port 9100 (Bi-Di), Bluetooth® (HCRP)
Drivers	Windows® 2000*, Windows® XP*, Vista*, 2003 Server* (32 bit/64 bit); Macintosh® OS 8.6, 9.x, 10.1-10.5 (With PPD), UNIX®, AS/400 via iData, ERP Support SAP R/3
Connectivity	10BaseT/100BaseTX Ethernet, USB, IEEE 1284, 802.11b/g Wireless LAN, Bluetooth® (HCRP)
Device Management	TopAccess™
Certifications	WHQL, Novell®

SCAN

Scan Resolution	600 dpi, 400 dpi, 300 dpi, 200 dpi, 150 dpi
Scan Speed	Up to 83 PPM @ 300 dpi, 71 PPM @ 600 dpi
File Format	TIFF Single/Multipage, PDF, JPG
Void Area	2mm All Sides
Drivers	TWAIN (No ISIS)
Authentication	SMTP, LDAP

e-FILING

Operation Method	Touch Screen Control Panel or Client PC
Number of Boxes	1 Public Box; 200 Private User Boxes
Capacity of Boxes	100 Folders Per Box; 400 Documents Per Folder; 1,000 Pages Per Document
File Format	TIFF-MMR, TIFF-S, PDF

OPTIONS

FINISHING OPTIONS

MJ1027	Multi-Position Stapling Finisher (50-Sheet)
MJ1028	Multi-Position Stapling Finisher with Saddle-Stitch (50-Sheet)
MJ1029	Multi-Position Stapling Finisher with Saddle-Stitch (100-Sheet)
MJ6003	Hole Punch Unit
MJ7001	Post Inserter Unit
KN1017	Finisher Guide Rail

ADDITIONAL PAPER OPTIONS

MP4004	4,000-Sheet Front Loading Large Capacity Feeder, for LT Size
---------------	---

SECURITY OPTIONS

GP1040	Scrambler Board
GP1060	Data Overwrite Kit

CONNECTIVITY OPTIONS

GM2041	Print & Scan Enabler
GM1051	Printer Enabler
GC1230	512 MB Memory Upgrade (Required for XPS Printing)
GM4010	Scanner Enabler
GD1170	Fax Board
GO1050	PCI Slot
GN1040	Wireless LAN Module
GN2010	Bluetooth® Module
GN3010	Antenna
GF1140	Parallel Interface Kit
GB1250	Re-Rite - Integrated OCR Conversion Distribution Tool
GB1420	e-BRIDGE Job Build
GB1410	e-BRIDGE Job Separator
TB-04SXP01-03	eCopy ScanStation OP
TB-ACSS02-00	eCopy ScanStand Accessory Box

Designs and specifications subject to change without notice. For best results and reliable performance, always use supplies manufactured or designated by Toshiba. Toner yields are estimates, based on 6% coverage, letter-size page. Driver and connectivity feature support varies by client/network operating system. Not all options and accessories may be available at the time of product launch. Please contact a local Authorized Toshiba Dealership for availability.

AUTHORIZED TOSHIBA DEALER